



### CalWORKs



**CASES**  
116,535



**PERSONS**  
271,800



**AVERAGE BENEFIT AMOUNT PER CASE**  
\$619.69

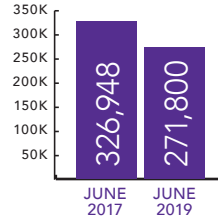
#### APPLICATION PROCESSING

Received Monthly  
9,041 applications

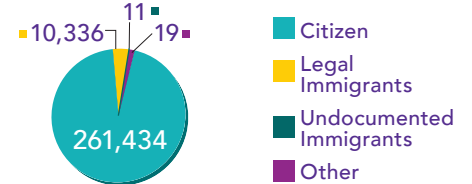
#### PAYMENTS (includes child care)

Expenditures for the period from July 2018 - June 2019  
\$845 million

#### PERSONS ELIGIBLE



#### CITIZENSHIP STATUS\* OF ELIGIBLE PERSONS



### CalFresh



**CASES**  
606,864



**PERSONS**  
1,099,911



**AVERAGE BENEFIT AMOUNT PER CASE**  
\$238.76

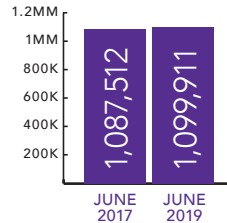
#### APPLICATION PROCESSING

Received Monthly  
86,483 applications

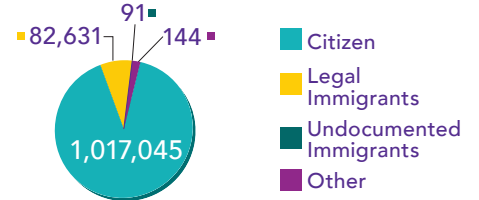
#### PAYMENTS

Expenditures for the period from July 2018 - June 2019  
\$1.7 billion

#### PERSONS ELIGIBLE



#### CITIZENSHIP STATUS\* OF ELIGIBLE PERSONS



### Medi-Cal



**CASES**  
1,714,895



**PERSONS**  
3,020,011



**AVERAGE BENEFIT AMOUNT PER CASE**  
N/A


#### APPLICATION PROCESSING

Received Monthly  
37,440 applications

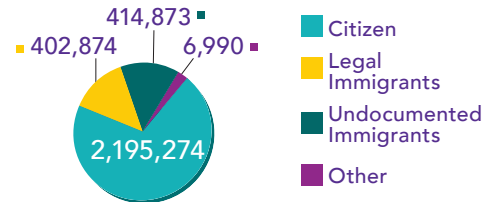
#### PAYMENTS

Expenditures for the period from July 2018 - June 2019  
N/A

#### PERSONS ELIGIBLE



#### CITIZENSHIP STATUS\* OF ELIGIBLE PERSONS



### General Relief



**CASES**  
81,480



**PERSONS**  
82,074



**AVERAGE BENEFIT AMOUNT PER CASE**  
\$215.11

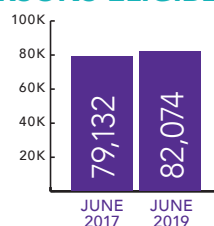
#### APPLICATION PROCESSING

Received Monthly  
17,400 applications

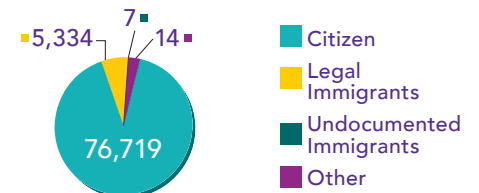
#### PAYMENTS

Expenditures for the period from July 2018 - June 2019  
\$209 million

#### PERSONS ELIGIBLE



#### CITIZENSHIP STATUS\* OF ELIGIBLE PERSONS



This report is produced to provide the public information about DPSS programs and services. DPSS takes great care to ensure that the information contained in the report is correct and accurate.

\*Currently the data pertaining to citizenship status is under review and may be updated.

## CAPI

**CASES**  
6,694

**PERSONS**  
7,508

**AVERAGE BENEFIT AMOUNT PER CASE**  
\$817.53

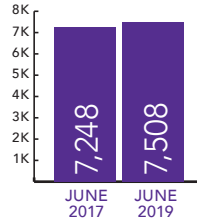
### APPLICATION PROCESSING

Received Monthly  
219 applications

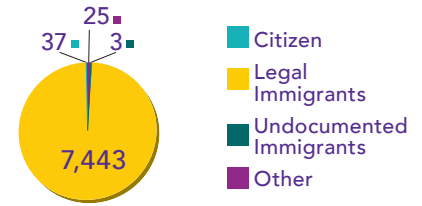
### PAYMENTS

Expenditures for the period from July 2018 - June 2019  
\$73 million

### PERSONS ELIGIBLE



### CITIZENSHIP STATUS\* OF ELIGIBLE PERSONS



## Refugee

**CASES**  
152

**PERSONS**  
160

**AVERAGE BENEFIT AMOUNT PER CASE**  
\$369.55

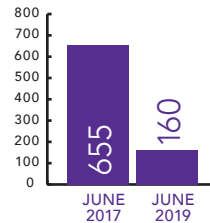
### APPLICATION PROCESSING

Received Monthly  
60 applications

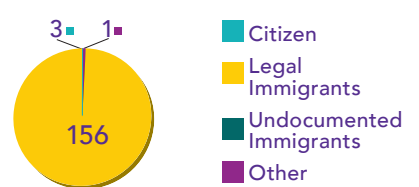
### PAYMENTS

Expenditures for the period from July 2018 - June 2019  
\$0.6 million

### PERSONS ELIGIBLE



### CITIZENSHIP STATUS\* OF ELIGIBLE PERSONS



## IHSS

**CASES**  
226,084

**PERSONS**  
226,083

**AVERAGE BENEFIT AMOUNT PER CASE**  
\$1,431.88

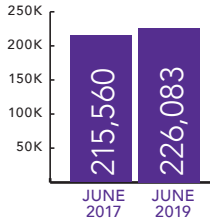
### APPLICATION PROCESSING

Received Monthly  
5,451 applications

### PAYMENTS

Expenditures for the period from July 2018 - June 2019  
\$3.6 billion

### PERSONS ELIGIBLE



### CITIZENSHIP STATUS\* OF ELIGIBLE PERSONS

N/A








## ETHNIC ORIGIN OF ELIGIBLE PERSONS

	CalWORKs	CalFresh	Medi-Cal	General Relief	CAPI	Refugee	IHSS
American Indian/ Alaskan Native	405	1,996	3,939	305	6	0	407
Asian	3,968	52,639	307,243	1,693	899	9	41,579
Black	59,442	205,245	250,124	30,692	68	8	37,670
Hispanic	141,120	495,821	1,605,127	17,792	3,417	35	71,479
Native Hawaiian/ Pacific Islander	668	2,516	4,897	177	6	0	0
White	25,121	169,154	406,387	17,119	2,395	86	71,112
Two or More Races	31,955	122,322	276,720	9,496	497	7	0
Other	9,121	50,218	165,574	4,800	220	15	3,836
<b>TOTAL</b>	<b>271,800</b>	<b>1,099,911</b>	<b>3,020,011</b>	<b>82,074</b>	<b>7,508</b>	<b>160</b>	<b>226,083</b>








This report is produced to provide the public information about DPSS programs and services. DPSS takes great care to ensure that the information contained in the report is correct and accurate.

\*Currently the data pertaining to citizenship status is under review and may be updated.








## AGE OF ELIGIBLE PERSONS

	 CalWORKs	 CalFresh	 Medi-Cal	 General Relief	 CAPI	 Refugee	 IHSS
Under 1	9,859	19,704	37,167	0	0	0	29
1-2	25,266	52,520	91,706	0	0	0	198
3-5	38,942	81,860	144,220	0	4	0	1,382
6-12	94,398	200,761	361,263	0	16	0	7,216
13-15	34,720	74,714	152,459	0	7	0	3,068
16-17	20,381	43,254	101,664	0	6	0	1,913
18	3,999	18,628	57,213	634	2	4	950
19	890	13,670	54,733	1,120	7	5	1,036
20	1,043	11,894	50,583	1,244	4	7	971
21-59	41,910	434,703	1,506,875	71,173	1,066	130	52,082
60-65	332	58,083	161,206	7,280	864	9	24,745
Over 65	60	90,120	300,922	623	5,532	5	132,493
<b>TOTAL</b>	<b>271,800</b>	<b>1,099,911</b>	<b>3,020,011</b>	<b>82,074</b>	<b>7,508</b>	<b>160</b>	<b>226,083</b>

## GENDER OF ELIGIBLE PERSONS

	 CalWORKs	 CalFresh	 Medi-Cal	 General Relief	 CAPI	 Refugee	 IHSS
Adult - Male	9,864	268,254	923,822	53,232	2,645	84	80,236
Adult - Female	38,370	358,844	1,207,710	28,842	4,830	76	132,041
Children - Male	111,995	238,010	453,236	0	18	0	9,504
Children - Female	111,571	234,803	435,243	0	15	0	4,302
<b>TOTAL</b>	<b>271,800</b>	<b>1,099,911</b>	<b>3,020,011</b>	<b>82,074</b>	<b>7,508</b>	<b>160</b>	<b>226,083</b>

## PRIMARY LANGUAGE OF CASES

	 CalWORKs	 CalFresh	 Medi-Cal	 General Relief	 CAPI	 Refugee	 IHSS
Armenian	2,181	21,926	35,911	935	1,419	31	35,835
Cambodian	137	1,481	3,518	72	40	0	2,617
Chinese	57	2,849	20,974	31	136	0	15,049
English	78,894	428,971	1,057,308	76,306	739	47	89,861
Farsi	196	2,044	7,139	97	150	12	6,514
Korean	51	4,207	18,114	76	226	0	7,462
Other	352	4,353	35,068	237	257	12	3,505
Russian	178	3,452	7,338	92	182	20	7,212
Spanish	34,343	134,077	510,584	3,530	3,443	30	50,071
Tagalog	23	687	4,698	26	62	0	4,183
Vietnamese	123	2,817	14,243	78	40	0	3,775
<b>TOTAL</b>	<b>116,535</b>	<b>606,864</b>	<b>1,714,895</b>	<b>81,480</b>	<b>6,694</b>	<b>152</b>	<b>226,084</b>